

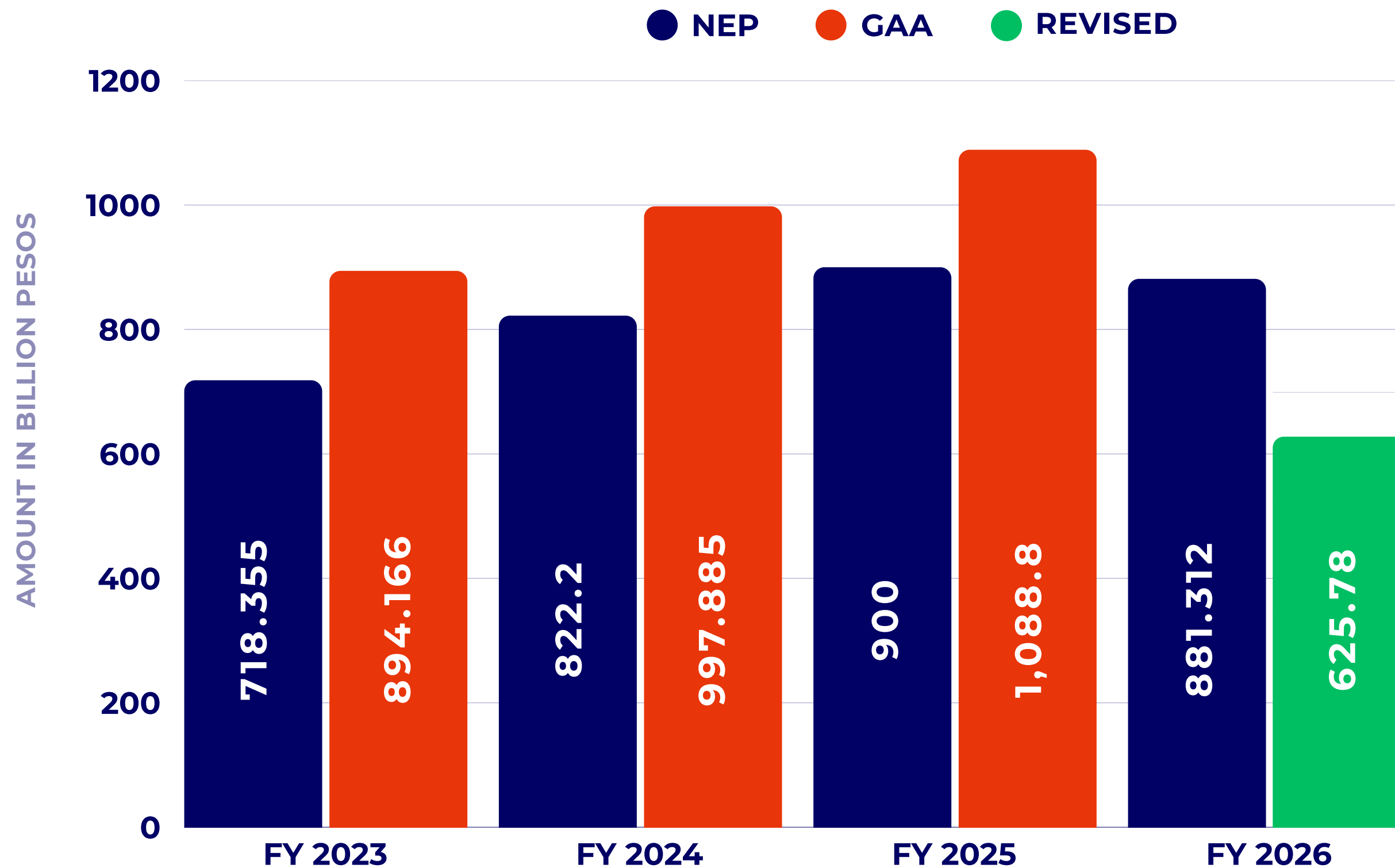


**Department of Public Work and Highways**

# **FY 2026 DPWH NEP Budget**

# FY 2023 - 2026

## DPWH COMPARATIVE TOTAL BUDGET



# FY 2026 REVISED BUDGET

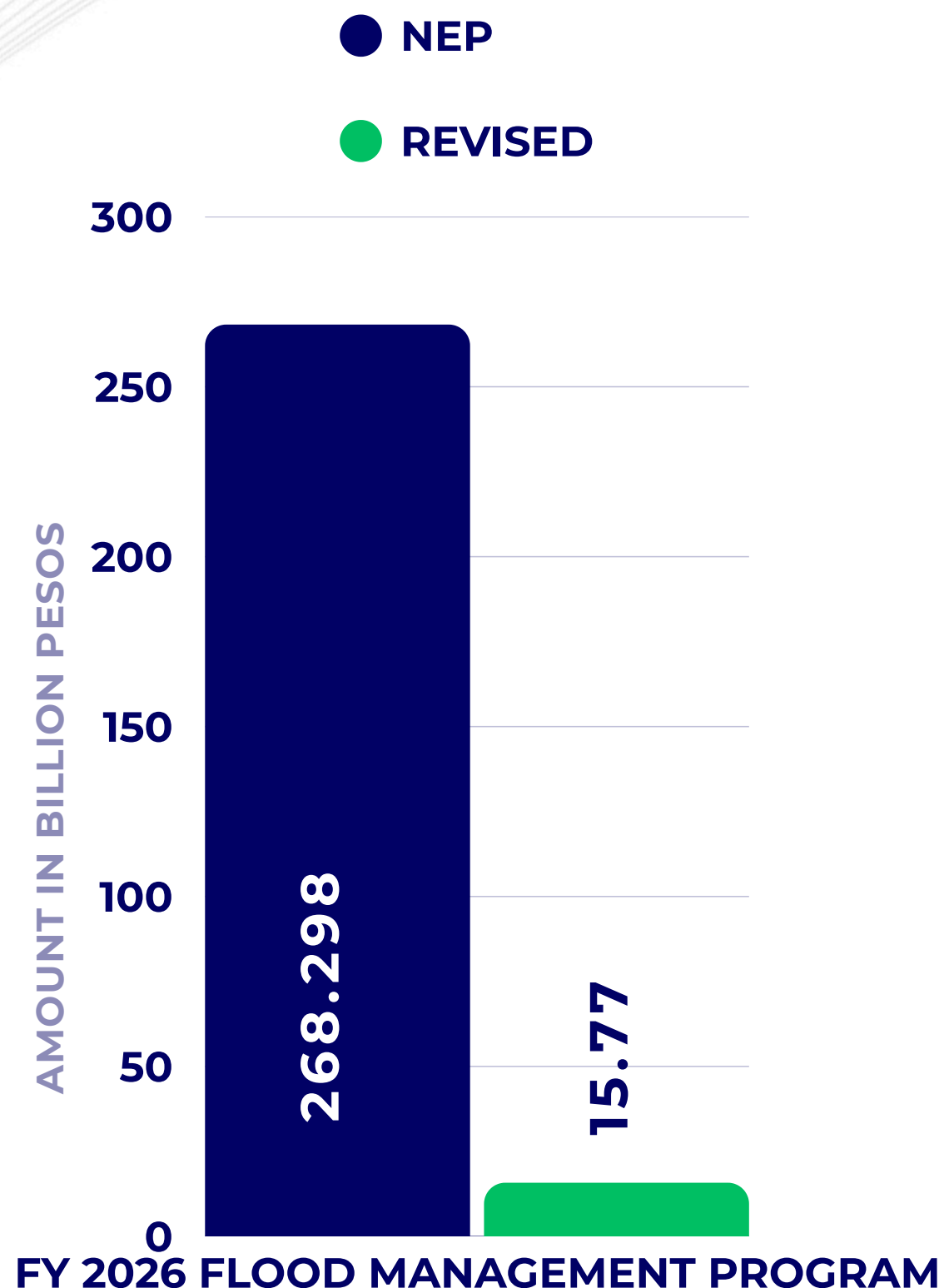


**28.99%**

**FY 2026  
Budget  
Reduction**

Amounting to

**P 255.53 Billion**



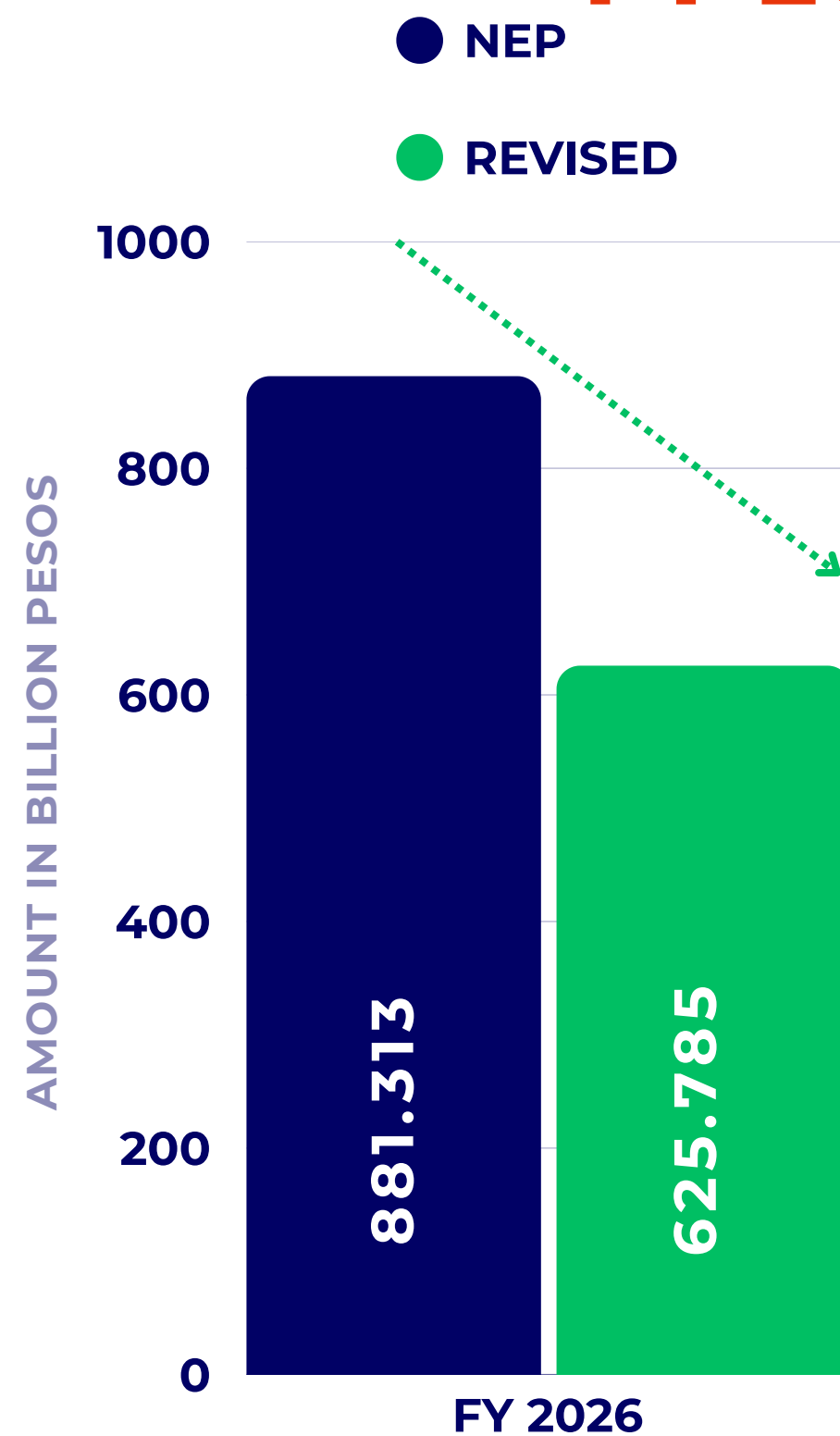
**As directed by the President, removed locally funded flood control projects**

Amounting to

**P 252.53 Billion**



# FY 2026 REVISED BUDGET

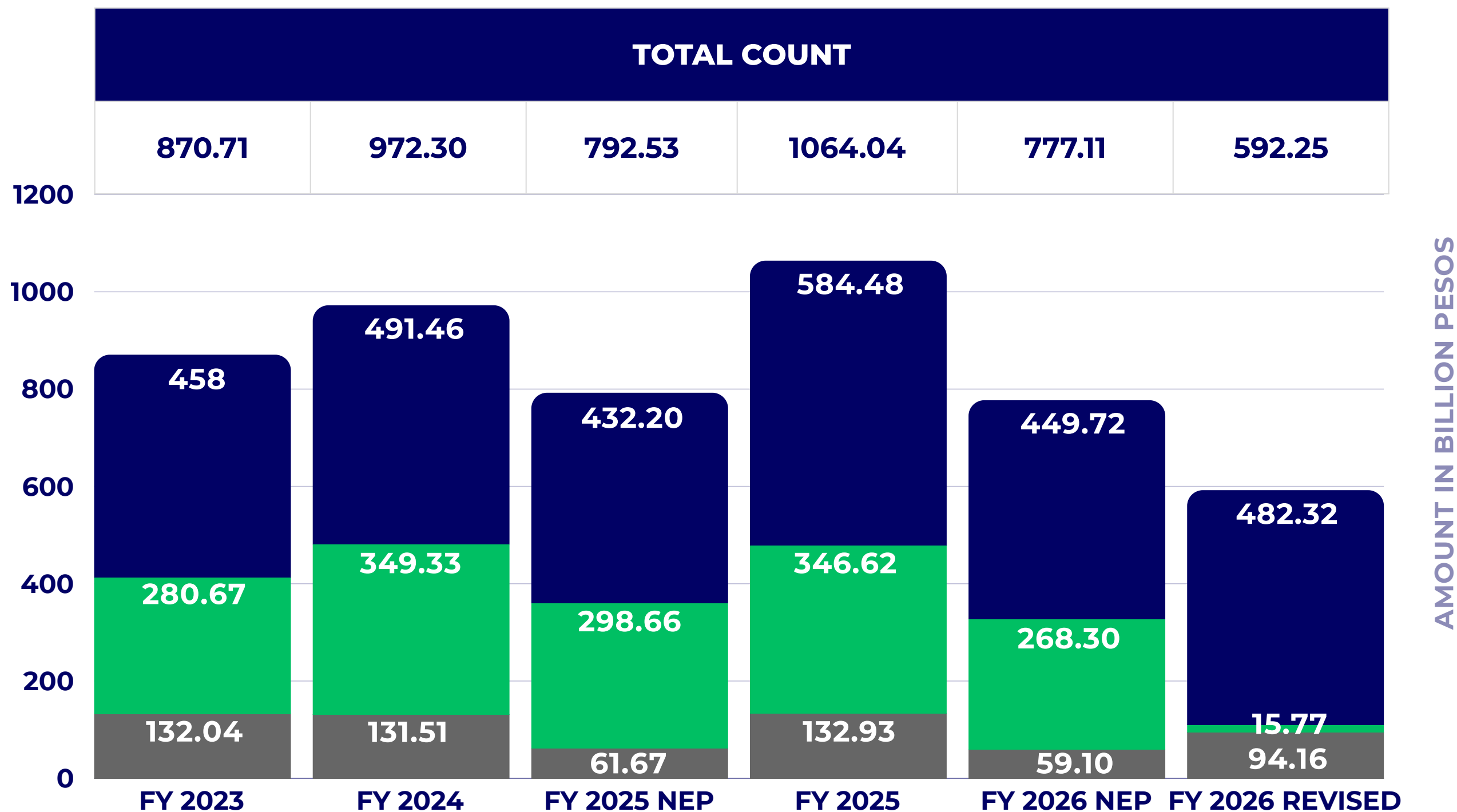


## Also, removed the following

- a.** Duplicate projects
- b.** Completed projects
- c.** Overlapping sections in road projects
- d.** Rock netting, cat's eye and studs' projects

# FY 2023 - 2026

## DPWH CAPITAL OUTLAYS



\* Excluding General Administration and Support (GAS) & Support to Operations (STO)

\* Others = (TIKAS, WS, MPBs, Evacuation Centers, NBP, PPP)

## DPWH Budget (FY 2026 NEP vs FY 2026 Revised)

DPWH Infrastructure Program	FY 2026 NEP	FY 2026 REVISED	FY 2026 NEP VS FY 2026 REVISED	
			AMOUNT	%
<b>1. CAPITAL OUTLAYS</b>				
1.1 INFRASTRUCTURE				
1.1.1 FAPs	100.00 B	70.00 B	(30.00) B	-
1.1.1 LFPs	733.71 B	522.25	(211.46) B	(29)
	<b>833.71 B</b>	<b>592.25 B</b>	<b>241.46 B</b>	(29)
1.2 NON-INFRASTRUCTURE	5.25 B	2.02 B	(3.23) B	(62)
<b>TOTAL CAPITAL OUTLAYS</b>	<b>838.96 B</b>	<b>594.26 B</b>	<b>(244.70) B</b>	<b>(29)</b>
<b>2. CAPITAL OUTLAYS</b>				
2.1 PS	14.30 B	14.30 B	0.00 B	0
2.2 MODE	26.75 B	15.92 B	(10.83) B	(40)
<b>TOTAL COE</b>	<b>41.05 B</b>	<b>30.22 B</b>	<b>(10.83) B</b>	<b>(26)</b>
<b>3. TOTAL BUDGET</b>	<b>880.01 B</b>	<b>624.48 B</b>	<b>(255.53) B</b>	<b>(29)</b>
4. AUTOMATIC APPROPRIATIONS	1.30 B	1.30 B	0.00 B	0
<b>5. GRAND TOTAL</b>	<b>881.31 B</b>	<b>625.78 B</b>	<b>(255.53) B</b>	<b>(29)</b>

## Proposed FY 2026 DPWH Budget Summary (by Cost Structure / Allotment Class)

COST STRUCTURE	ALLOTMENT CLASS			TOTAL
	PS	MOOE	CO	
General Administration Support	13.174 B	2.043 B	2.019 B	17.235 B
Support to Operations	1.123 B	13.878 B	25.269 B	40.270 B
Operations	0.000 B	0.000 B	566.976 B	566.976 B
<b>Total (FY 2026 Based on NEP Errata)</b>	<b>14.296 B</b>	<b>15.921 B</b>	<b>594.264 B</b>	<b>*624.480 B</b>
Total (FY 2025 Based on NEP)	12.118 B	25.773 B	861.008 B	898.898 B
% Increase/Decrease	17.98%	-38.23%	-30.98%	-30.53%

\* Excluding Automatic Appropriations (RLIP & SAGF - National Building Code Development Fund) = Php 1.304 B



# INFRASTRUCTURE FLAGSHIP PROJECTS (IFPs)

## SEAMLESS AND INCLUSIVE CONNECTIVITY VIA NATIONAL AND LOCAL LINKAGES

### **Daang Maharlika (N1) Improvement Program**

*Widening, reconstruction, rehabilitation and upgrading of road sections and bridges along the 3,092 km. Daang Maharlika Highway (N1).*

### **Nautical Highway Network Improvement Program**

*Widening, reconstruction, rehabilitation and upgrading of road sections and bridges along the 2,812 km. Nautical Highway (1,007 km Western Nautical, 423 km Central Nautical, 1,382 km Eastern Nautical)*



# INFRASTRUCTURE FLAGSHIP PROJECTS (IFPs)

Indicative Total Project Cost	Projects
<b>Php 2,750.17 B</b>	<b>74</b>

Sectors	No. of Projects				Indicative Total Project Cost (Php'B)	FY 2026 NEP Amount (Php'B)
	NYS	On-going	Completed	Total		
Physical Connectivity	21	36	3	60	2,135.96	149.06
Water Resources	7	3.00	3	13	599.12	14.17
Other Infrastructure	-	1.000	-	1	15.09	1.19
<b>Total</b>	<b>28.000</b>	<b>40</b>	<b>6</b>	<b>74</b>	<b>2,750.17</b>	<b>164.43</b>

## Challenges:

- Funding Constraints
- Right-of-Way Acquisition
- Relocation of Public Utilities
- Vulnerability to Natural Disasters
- Geographic Fragmentation



# COMPLETED PROJECTS




**PANGUIL BAY  
BRIDGE PROJECTS**



**PASIG-MARIKINA  
RIVER CHANNEL  
IMPROVEMENT  
PROJECT, PHASE V**



**ARTERIAL ROAD  
BYPASS (PLARIDEL)  
PROJECT, PHASE III**



**INTEGRATED DISASTER  
RISK REDUCTION AND  
CLIMATE CHANGE  
ADAPTATION MEASURE  
IN THE LOW-LYING  
AREAS OF PAMPANG  
BAY, STAGE I**



**SAMAR PACIFIC  
COASTAL ROAD**



**FLOOD RISK  
MANAGEMENT  
PROJECT IN CAGAYAN  
DE ORO RIVER**





**Department of Public Work and Highways**

**THANK YOU!**